


Introductory sub-table (I)(a)			
Name of the Company	NYSSA CORPORATION LIMITED		
Scrip Code	504378		
Name of the scrip	ZRAVINTR		
class of security	EQUITY SHARES		
Quarter ended	31-Mar-14		
Partly paid-up shares			
No. of partly paid-up shares			
Held by promoter/promoter group	Nil	N.A	N.A
Held by public	Nil	N.A	N.A
Total	NIL	N.A	N.A
Outstanding convertible securities			
No. of securities			
Held by promoter/promoter group	Nil	N.A	N.A
Held by public	Nil	N.A	N.A
Total	NIL	N.A	N.A
Warrants			
No. of warrants			
Held by promoter/promoter group	Nil	N.A	N.A
Held by public	Nil	N.A	N.A
Total	NIL	N.A	N.A
Total paid-up capital of the company, assuming full conversion of warrants and convertible securities	3,00,00,000 Fully Paid up Equity Shares of Re. 1/- each		

Rvt




NYSSA CORPORATION LIMITED- Statement Showing Shareholding Pattern as on 31.03.2014

Table I(a)								
(I)	(II)	(III)	(IV)	(V)	As a percentage of (A+B) ¹	As a percentage of (A+B+C)	Number of shares	As a percentage (IX)= (VIII)/(IV)*100
(A)	Shareholding of Promoter and Promoter Group²							
1	Indian							
(a)	Individuals/ Hindu Undivided Family	4	6644010	6644010	22.15	22.15	0	0.00
(b)	Central Government/ State Government(s)	0	0	0	0.00	0.00	0	0.00
(c)	Bodies Corporate	2	983040	983040	3.28	3.28	0	0.00
(d)	Financial Institutions/ Banks	0	0	0	0.00	0.00	0	0.00
(e)	Any Others(Specify)	0	0	0	0.00	0.00	0	0.00
	Sub Total(A)(1)	6	7627050	7627050	25.42	25.42	0	0.00
2	Foreign							
a	Individuals (Non-Residents Individuals/ Foreign Individuals)	0	0	0	0.00	0.00	0	0.00
b	Bodies Corporate	0	0	0	0.00	0.00	0	0.00
c	Institutions	0	0	0	0.00	0.00	0	0.00
d	Qualified Foreign Investors	0	0	0	0.00	0.00	0	0.00
e	Any Others(Specify)	0	0	0	0.00	0.00	0	0.00
	Sub Total(A)(2)	0	0	0	0.00	0.00	0	0.00
	Total Shareholding of Promoter	6	7627050	7627050	25.42	25.42	0	0.00
(B)	Public shareholding							
1	Institutions							
(a)	Mutual Funds/ UTI	0	0	0	0.00	0.00	0	0.00
(b)	Financial Institutions / Banks	0	0	0	0.00	0.00	0	0.00
(c)	Central Government/ State Government(s)	0	0	0	0.00	0.00	0	0.00
(d)	Venture Capital Funds	0	0	0	0.00	0.00	0	0.00
(e)	Insurance Companies	0	0	0	0.00	0.00	0	0.00
(f)	Foreign Institutional Investors	0	0	0	0.00	0.00	0	0.00
(g)	Foreign Venture Capital Investors	0	0	0	0.00	0.00	0	0.00
(h)	Qualified Foreign Investors	0	0	0	0.00	0.00	0	0.00
(i)	Any Other (specify)	0	0	0	0.00	0.00	0	0.00
	Sub-Total (B)(1)	0	0	0	0.00	0.00	0	0.00
B 2	Non-institutions							
(a)	Bodies Corporate	81	11857353	11857353	39.52	39.52	0	0.00
(b)	Individuals							
I	Individuals -i. Individual shareholders holding nominal share capital up to Rs 1 lakh	235	789145	785145	2.63	2.63	0	0.00
II	ii. Individual shareholders holding nominal share capital in excess of Rs. 1 lakh.	134	7654105	7654105	25.51	25.51	0	0.00
(c)	Qualified Foreign Investors	0	0	0	0.00	0.00	0	0.00
(d)	Any Other (specify)							
(d-i)	Clearing Member	15	2072347	2072347	6.91	6.91	0	0.00
(d-ii)	OCB	0	0	0	0.00	0.00	0	0.00
(d-iii)	NRI	0	0	0	0.00	0.00	0	0.00
	Sub-Total (B)(2)	465	22372950	22368950	74.58	74.58	0	0.00
(B)	Total Public Shareholding (B)= (B)(1)+(B)(2)	465	22372950	22368950	74.58	74.58	0	0.00
	TOTAL (A)+(B)	471	30000000	29996000	100.00	100.00	0	0.00



(C)	Shares held by Custodians and against which Depository Receipts have been issued							
1	Promoter and Promoter Group	0	0	0	0	0.00	0	0.00
2	Public	0	0	0	0	0.00	0	0.00
	Sub-Total (C)	0	0	0	0	0	0	0.00
	GRAND TOTAL (A)+(B)+(C)	471	30000000	29996000	100.00	100.00	0	0.00

RW



Sr.No	Notes
1	The total holding of Innocent Infrastructure Pvt. Ltd., belonging to the promoter & promoter group category is 6,20,000 shares out of which 1,59,000 shares are with it's broker. Therefore the holding of Innocent Infrastructure Pvt. Ltd. is shown as 4,61,000 shares.
2	
3	
4	
5	
6	
7	
8	
9	

RML



(I)(b) Statement showing holding of securities (including shares, warrants, convertible securities) of persons belonging to the category "Promoter and Promoter Group"

(i)	(ii)	(iii)	(iv)	(v)	(vi)=(v)/(iii) *100	(vii)	(viii)	(ix)	(x)	(xi)	(xii)
1	Innocent Infrastructure Private Limited	461000	1.54	0	0.00	0.00	0	0.00	0	0.00	1.54
2	RavindraKumar Ruia	644000	2.15	0	0.00	0.00	0	0.00	0	0.00	2.15
3	Shailja R. Ruia	3000000	10.00	0	0.00	0.00	0	0.00	0	0.00	10.00
4	Rekha R. Ruia	3000000	10.00	0	0.00	0.00	0	0.00	0	0.00	10.00
5	Sushilkumar Ramjiwan Nevastia	10	0.00	0	0.00	0.00	0	0.00	0	0.00	0.00
6	RNR Trading Private Limited	522040	1.74	0	0.00	0.00	0	0.00	0	0.00	1.74
TOTAL		7627050	25.42	0	0.00	0.00	0	0.00	0	0.00	25.42


RNR



(I)(c)(i) Statement showing holding of securities (including shares, warrants, convertible securities) of persons belonging to the category "Public" and holding more than 1% of the total number of shares

Sl. No.	Name of the person	Number of shares	Percentage of total shares	Category	Category	Category	Category	Category
1	Astro Capital Markets Limited	406000	1.35	0	0.00	0	0.00	1.35
2	Asha Sanjay Shah	594557	1.98	0	0.00	0	0.00	1.98
3	Baba Bhootmath Nirman Pvt Ltd	538090	1.79	0	0.00	0	0.00	1.79
4	Dawnaday AV Securities Private Limited	722550	2.41	0	0.00	0	0.00	2.41
5	Emerging Capital Advisors Limited	366210	1.22	0	0.00	0	0.00	1.22
6	Graceunited Developers Private Limited	814870	2.72	0	0.00	0	0.00	2.72
7	Graceunited Real Estate Private Limited	999770	3.33	0	0.00	0	0.00	3.33
8	Guiness Securities Limited	698250	2.33	0	0.00	0	0.00	2.33
9	Indianivesh Securities Private Limited	309174	1.03	0	0.00	0	0.00	1.03
10	LGNC Limited	628133	2.09	0	0.00	0	0.00	2.09
11	M R Share Broking Pvt Ltd	444856	1.48	0	0.00	0	0.00	1.48
12	M/S Syamkamal Investments Ltd	443700	1.48	0	0.00	0	0.00	1.48
13	Manoj Jain(HUF)	732380	2.44	0	0.00	0	0.00	2.44
14	Mono Herbicides Ltd.	726100	2.42	0	0.00	0	0.00	2.42
15	Naresh Bolya	630700	2.10	0	0.00	0	0.00	2.10
16	Priteshkumar H Shah	383226	1.28	0	0.00	0	0.00	1.28
17	Somyaa Tradewings Pvt. Ltd.	379450	1.26	0	0.00	0	0.00	1.26
18	Sparkle Securities Solutions Private Limited	842209	2.81	0	0.00	0	0.00	2.81
19	Sparkline Mercantile Company Pvt Ltd	745500	2.49	0	0.00	0	0.00	2.49
TOTAL		11405725	38.02	0	0.00	0	0.00	38.02

RWZ



(I)(c)(ii) Statement showing holding of securities (including shares, warrants, convertible securities) of persons (together with PAC) belonging to the category "Public" and holding more than 5% of the total number of shares of the company

[REDACTED]	
1	NIL


RWZ



(I)(d) Statement showing details of locked-in shares

	NIL	0	0.00
	TOTAL	0	0.00

AK



(II)(a) Statement showing details of Depository Receipts (DRs)

Sr. No.	Name of the DR	Face Value	Market Value	Total
NIL				
TOTAL	0	0	0.00	

ANZ



(II)(b) Statement showing holding of Depository Receipts (DRs), where underlying shares held by "promoter/promoter group" are in excess of 1% of the total number of shares

NIL			
TOTAL		0	0.00

RNZ

